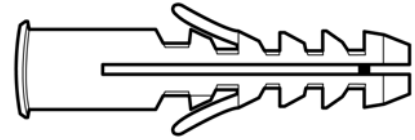
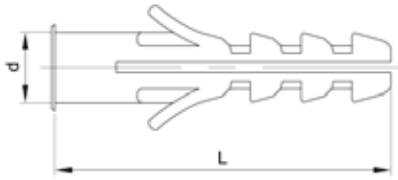


## Wall plug UniFast



### Technical data

d	5	6	7	8	10	12
L	25	30	30	40	50	60
Drill ø	5	6	7	8	10	12
Drill depth (min.)	35	40	40	50	60	70
<b>Application in combination with:</b>						
Chipboard screws	2,5-4	3,5-4	4-4,5	4,5-6	6-8	8-10
<b>Pull-out force for wood screw in kN</b>						
Concrete ≥ C20/25	0,42	0,64	0,76	0,90	1,80	2,10
Brick ≥ Mz12	0,36	0,50	0,64	0,80	0,88	0,90

### 30500 MAXXFAST Wall plug UniFast

MF50

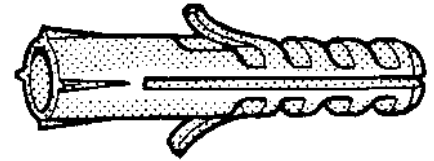
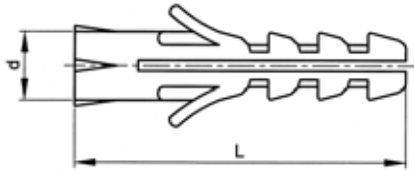
**Material** Plastic Nylon (polyamide)  
**Colour** Grey  
**Packaging** Standard

**MAXXFAST**  
PROFESSIONAL HARDWARE



d	☒	Art.number	d	☒	Art.number	d	☒	Art.number
5MM	100	<a href="#">30500.050.001</a>	7MM	100	<a href="#">30500.070.001</a>	10MM	50	<a href="#">30500.100.001</a>
6MM	100	<a href="#">30500.060.001</a>	8MM	100	<a href="#">30500.080.001</a>	12MM	25	<a href="#">30500.120.001</a>

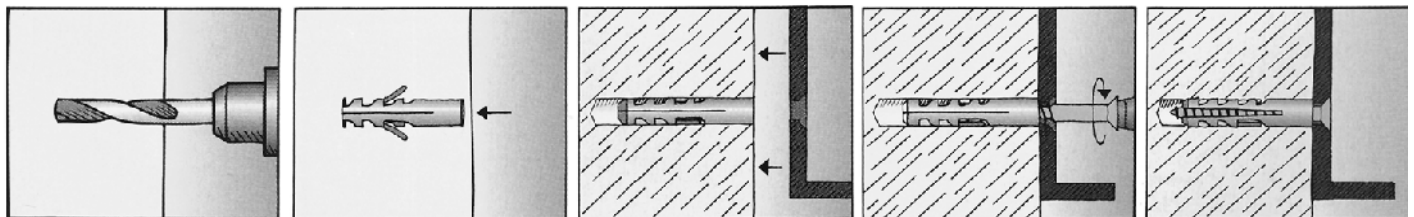
## Wall plug



### Technical data

d	4	5	6	7	8	10	12	14
L	20	25	30	37	40	50	60	80
Drill ø	4	5	6	7	8	10	12	14
Drill depth (min.)	25	35	40	45	55	70	80	100
Application in combination with:								
Wood-/Hexagon head wood screws ø	2-3	3-4,5	4,5-5	4,5-5,5	5-6	6-8	8-10	10-12

### Assembly sequence



### Article groups

Material	Colour	Packaging	Code	Page
Plastic Nylon	Grey	Standard	63158	8-4
Plastic Nylon	Grey	Large	63159	8-4

#### 63158 Wall plug

N05A

**Material** Plastic Nylon (polyamide)  
**Colour** Grey  
**Packaging** Standard



d	☒	Art.number	d	☒	Art.number	d	☒	Art.number
4MM	200	<a href="#">63158.040.001</a>	7MM	100	<a href="#">63158.070.001</a>	12MM	25	<a href="#">63158.120.001</a>
5MM	100	<a href="#">63158.050.001</a>	8MM	100	<a href="#">63158.080.001</a>	14MM	20	<a href="#">63158.140.001</a>
6MM	100	<a href="#">63158.060.001</a>	10MM	50	<a href="#">63158.100.001</a>			

#### 63159 Wall plug

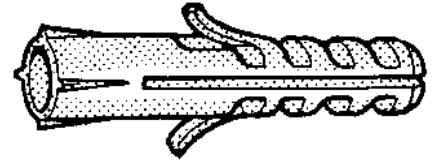
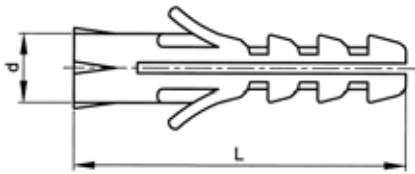
N05A

**Material** Plastic Nylon (polyamide)  
**Colour** Grey  
**Packaging** Large



d	☒	Art.number	d	☒	Art.number	d	☒	Art.number
5MM	1000	<a href="#">63159.050.001</a>	8MM	250	<a href="#">63159.080.001</a>	12MM	100	<a href="#">63159.120.001</a>
6MM	500	<a href="#">63159.060.001</a>	10MM	200	<a href="#">63159.100.001</a>			

## Wall plug type S

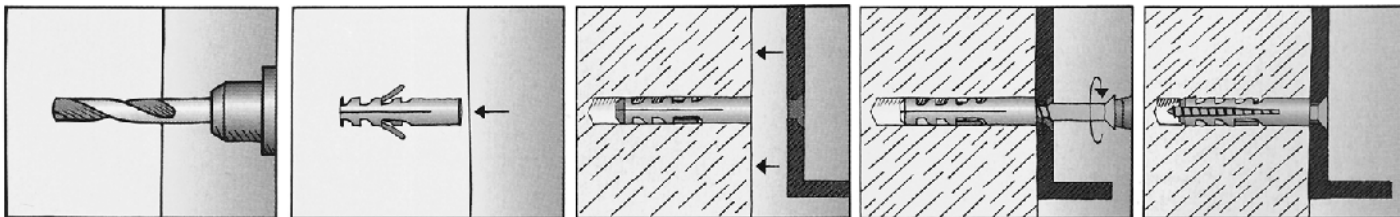


### Technical data

Type	S4	S5	S6	S7	S8	S10	S12	S14	S16	S20
<b>d</b>	4	5	6	7	8	10	12	14	16	20
<b>L</b>	20	25	30	30	40	50	60	75	80	90
<b>Drill ø</b>	4	5	6	7	8	10	12	14	16	20
<b>Drill depth (min.)</b>	25	35	40	40	55	70	80	90	100	120
<b>Application in combination with:</b>										
<b>Chipboard screws</b>	2-3	3-4	4-5	4-5,5	4,5-6	6-8	8-10	10-12	12-1/2	16
<b>Pull-out force for wood screw in kN</b>										
<b>Concrete ≥ C12/15</b>	0,8	1,4	2	2,3	3,0	5,5	7,7	9,25	11,3	19,4
<b>Brick ≥ Mz12</b>	0,7	1,2	1,4	2,2	2,5	-	-	-	-	-
<b>Sandlime brick ≥ KS12</b>	0,7	1,2	1,4	-	2,75	-	-	-	-	-
<b>Cellular concrete ≥ G2</b>	-	-	0,25	-	0,35	0,8	1,35	2	-	-

- Pull-out force in kN at the largest possible screw diameter, (values in bold print), and a correct mounting of the wall plug in a supporting surface.
- It is advised to take a safetyfactor of ≥ 5.
- When using chipboard screws, the values should be reduced by 30%.
- Because of the possible variation in joint quality, the values apply only to fixing operations in brick.

### Assembly sequence





### Article groups

Material	Colour	Packaging	Code	Page
Plastic Nylon	Grey	Standard	63100	8-5
Plastic Nylon	Grey	Large	63110	8-6

63100 FISCHER Wall plug type S		N01A
<b>Material</b>	Plastic Nylon (polyamide)	
<b>Colour</b>	Grey	
<b>Packaging</b>	Standard	
		

Type	☒	Art.number	Type	☒	Art.number	Type	☒	Art.number
S 4	200	<a href="#">63100.040.001</a>	S 8	100	<a href="#">63100.080.001</a>	S 16	10	<a href="#">63100.160.001</a>
S 5	100	<a href="#">63100.050.001</a>	S 10	50	<a href="#">63100.100.001</a>	S 20	5	<a href="#">63100.200.001</a>
S 6	100	<a href="#">63100.060.001</a>	S 12	25	<a href="#">63100.120.001</a>			
S 7	100	<a href="#">63100.070.001</a>	S 14	20	<a href="#">63100.140.001</a>			

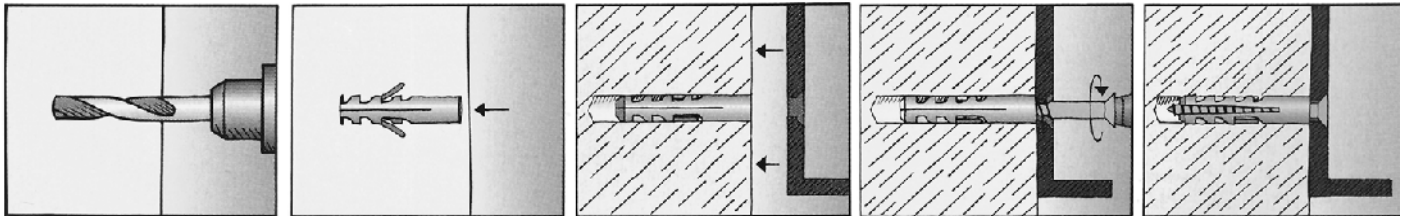
<b>63110 FISCHER Wall plug type S</b>		<b>N01A</b>
<b>Material</b>	Plastic Nylon (polyamide)	 
<b>Colour</b>	Grey	
<b>Packaging</b>	Large	

Type	☒	Art.number	Type	☒	Art.number	Type	☒	Art.number
S 5	1000	<a href="#">63110.050.001</a>	S 6	500	<a href="#">63110.060.001</a>	S 8	250	<a href="#">63110.080.001</a>

## Assortment box wall plugs



### Assembly sequence



63150 FISCHER Assortment box wall plugs type S

N03B

Packaging Standard



Type  [Art.number](#)

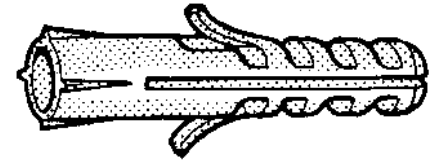
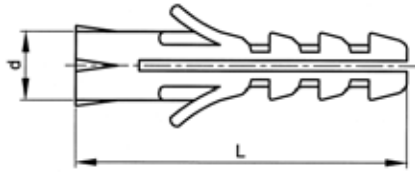
BOX S-5/6/8

1

[63150.568.001](#)

- Packed in a red plastic box with transparent window
- Contents:
- 100 nylon wall plugs type S 5
- 100 nylon wall plugs type S 6
- 100 nylon wall plugs type S 8

## Wall plug type MS

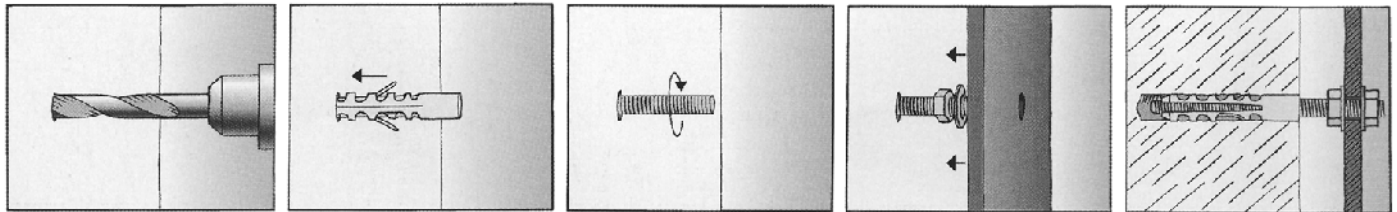


### Technical data

Type	M6-S	M8-S	M10-S	M12-S
d	8	10	14	16
L	40	50	70	80
Drill ø	8	10	14	16
Drill depth (min.)	55	70	90	100
<b>Pull-out force in kN</b>				
Concrete C12/15	2,1	3,8	4,6	7,4
Brick Mz12	1,7	2,3	3,2	5,5
Sandlime brick ≥ KS12	1,7	2,3	3	5

- Wall plug type MS is applicable with metric threaded fasteners.
- It is advised to take a safetyfactor:  $\geq 7$ .

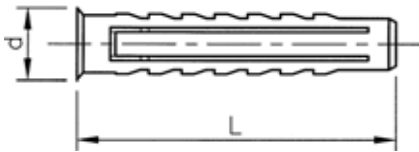
### Assembly sequence



<b>63160</b>	<b>FISCHER Wall plug type MS</b>	<b>N03B</b>
<b>Thread</b>	Metric thread	
<b>Material</b>	Plastic Nylon (polyamide)	
<b>Colour</b>	Beige	
<b>Packaging</b>	Standard	
		

Type	☒	Art.number	Type	☒	Art.number	Type	☒	Art.number
M6 S	100	<a href="#">63160.060.001</a>	M10 S	20	<a href="#">63160.100.001</a>			
M8 S	50	<a href="#">63160.080.001</a>	M12 S	10	<a href="#">63160.120.001</a>			

## Wall plug type SX

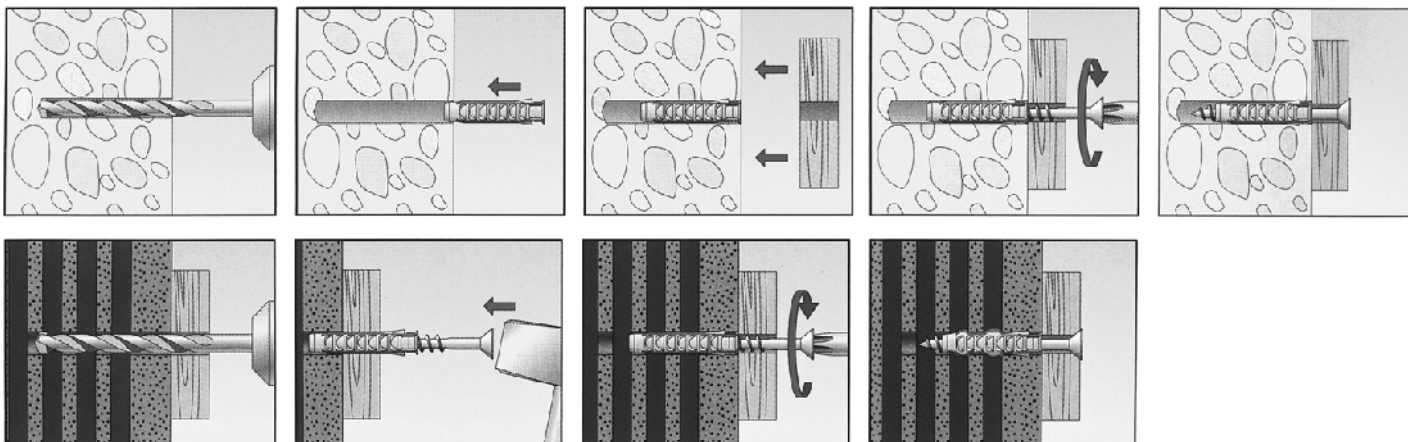


### Technical data

Type	SX 4	SX 5	SX 6	SX 6-L	SX 8	SX 8-L	SX 10	SX 12	SX 14	SX 16
d	4	5	6	6	8	8	10	12	14	16
L	20	25	30	50	40	65	50	60	70	80
Drill ø	4	5	6	6	8	8	10	12	14	16
Drill depth (min.)	25	35	40	60	50	75	70	80	90	100
Application in combination with:										
Chipboard screws	2-3	3-4	4-5	4-5	4,5-6	4,5-6	6-8	8-10	10-12	12-1/2
Allowable load in kN										
Concrete ≥ C20/25	-	0,29	0,7	0,7	0,71	0,71	1,21	1,71	2,01	2,01
Brick ≥ Mz12	-	0,23	0,31	0,31	0,59	0,59	0,64	0,71	0,8	0,8
Sandlime brick ≥ KS12	-	0,29	0,5	0,5	0,6	0,6	1,21	1,71	2,01	2,01
Cellular concrete ≥ G2	-	0,03	0,03	0,03	0,04	0,04	0,09	0,14	0,31	0,31
Cellular concrete ≥ G4	-	0,09	0,09	0,09	0,14	0,14	0,29	0,44	0,49	0,49
Ventilation stone ≥ Hlz12, ρ ≥ 1,0 kg/dm <sup>3</sup>	-	0,07	0,07	0,07	0,17	0,17	0,17	0,26	0,44	0,44
Hollow sandlime brick KSL12	-	0,17	0,3	0,3	0,33	0,33	0,29	0,35	0,31	0,31

- Allowable load in kN at the largest possible screw diameter, (values in bold print), and a correct mounting of the wall plug in a supporting surface.
- When using chipboard screws, the values should be reduced by 30%.
- Because of the possible variation in joint quality, the values apply only to fixing operations in brick.

### Assembly sequence



### Article groups

Material	Colour		Packaging	Code	Page
Plastic Nylon	Grey	SX	Standard	63120	8-9
Plastic Nylon	Grey	SX-L	Standard	63121	8-10


#### 63120 FISCHER Wall plug type SX

N01A

Material Plastic Nylon (polyamide)  
Colour Grey  
Packaging Standard



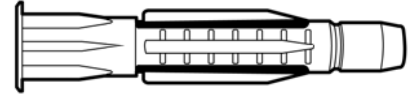
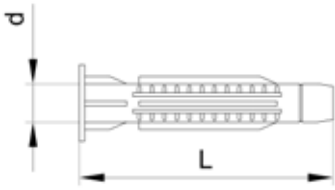
Type	☒	Art.number	Type	☒	Art.number	Type	☒	Art.number
SX4	200	<a href="#">63120.040.001</a>	SX8	100	<a href="#">63120.080.001</a>	SX14	20	<a href="#">63120.140.001</a>
SX5	100	<a href="#">63120.050.001</a>	SX10	50	<a href="#">63120.100.001</a>	SX16	10	<a href="#">63120.160.001</a>
SX6	100	<a href="#">63120.060.001</a>	SX12	25	<a href="#">63120.120.001</a>			

<b>63121</b>	<b>FISCHER Wall plug type SX-L</b>		<b>N01A</b>
<b>Material</b>	Plastic Nylon (polyamide)		
<b>Colour</b>	Grey		
<b>Packaging</b>	Standard		

Type	☒	Art.number	Type	☒	Art.number	Type	☒	Art.number
SXL6	100	<a href="#">63121.060.002</a>						
SXL8	50	<a href="#">63121.080.002</a>						



## Wall plug MultiFast



### Technical data

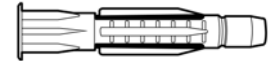
<b>d</b>	<b>6</b>	<b>8</b>	<b>10</b>
<b>L</b>	35	50	60
<b>Drill ø</b>	6	8	10
<b>Drill depth (min.)</b>	45	60	70
<b>Application in combination with:</b>			
<b>Chipboard screws</b>	4x45	4,5x60	5x70
<b>Pull-out force for wood screw in kN</b>			
<b>Concrete ≥ C20/25</b>	0,65	0,80	0,95
<b>Brick ≥ Mz12</b>	0,20	0,32	0,38

### 30502 MAXXFAST Wall plug MultiFast

MF50

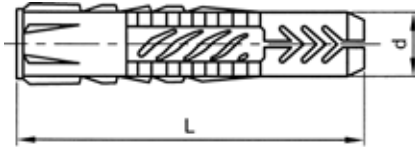
**Material** Plastic Nylon (polyamide)  
**Colour** Grey  
**Packaging** Standard

**MAXXFAST**  
PROFESSIONAL HARDWARE



<b>d</b>	✉	<b>Art.number</b>	<b>d</b>	✉	<b>Art.number</b>	<b>d</b>	✉	<b>Art.number</b>
6MM	100	<a href="#">30502.060.001</a>	8MM	100	<a href="#">30502.080.001</a>	10MM	50	<a href="#">30502.100.001</a>

## Plug universal UX/UX-R



### Technical data

Type	UX (R) 6	UX (R) 8	UX (R) 10	UX 12	UX 14
Drill $\varnothing$	6	8	10	12	14
Drill depth (min.)	45	60	75	85	95
Material thickness (min.)	9,5	9,5	12,5	-	-
Plug length	35	50	60	70	75
Chipboard screws $\varnothing$	4-5	4,5-6	6-8	8-10	10-12

### Article groups

Material		Packaging	Code	Page
Plastic	UX	Standard	63276	8-12
Plastic	UX-R	Standard	63277	8-12

#### 63276 FISCHER Plug universal UX

N03A

Material Plastic  
Packaging Standard



Type	☒	Art.number	Type	☒	Art.number	Type	☒	Art.number
UX 6	100	<a href="#">63276.060.001</a>	UX 10	50	<a href="#">63276.100.001</a>	UX 14	20	<a href="#">63276.140.001</a>
UX 8	100	<a href="#">63276.080.001</a>	UX 12	25	<a href="#">63276.120.001</a>			

#### 63277 FISCHER Plug universal UX-R

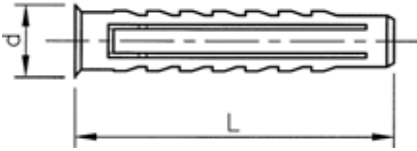
N03A

Material Plastic  
Packaging Standard



Type	☒	Art.number	Type	☒	Art.number	Type	☒	Art.number
6 UX-R	100	<a href="#">63277.060.001</a>	8 UX-R	100	<a href="#">63277.080.001</a>	10 UX-R	50	<a href="#">63277.100.001</a>

## Wall plug 4Fast



### Technical data

d	5	6	8	10	12
L	25	30	40	50	60
Drill ø	5	6	8	10	12
Drill depth (min.)	30	50	50	60	70
Application in combination with:					
Chipboard screws	4x30	4,5x50	5x50	6x60	10x70
Pull-out force for wood screw in kN					
Concrete ≥ C20/25	0,80	1,10	1,20	1,86	2,60
Brick ≥ Mz12	0,46	0,90	1,00	1,10	1,20

30505 MAXXFAST Wall plug 4Fast		MF50
Material	Plastic Nylon (polyamide)	
Colour	Grey	
Packaging	Standard	
<b>MAXXFAST</b> PROFESSIONAL HARDWARE		

d	☒	Art.number	d	☒	Art.number	d	☒	Art.number
5MM	100	<a href="#">30505.050.001</a>	8MM	100	<a href="#">30505.080.001</a>	12MM	25	<a href="#">30505.120.001</a>
6MM	100	<a href="#">30505.060.001</a>	10MM	50	<a href="#">30505.100.001</a>			