

Carbide burr
HF 100 A

Properties


Cylindrical burr without end-cut ■ Designation in accordance with DIN 8032: ZYA

Advantages

For universal use ■ Especially suitable for surface grinding



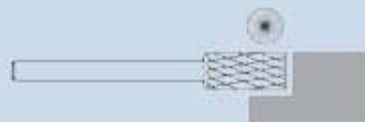
Diameter in mm	Height in mm	Total length in mm	Shaft diameter in mm	Cut	Packing unit/pcs.	Cat. number		
3	14	38	3	2	5	295475		
3	14	38	3	6	5	295482		
6,3	12,7	45	3	6	5	295506		
6	18	50	6	2	1	295521		
12,7	25	70	6	2	1	295602		
6	18	50	6	3	1	295525		
9,6	19	64	6	3	1	295563		
12,7	25	70	6	3	1	295604		
6	18	50	6	6	1	295531		
8	19	64	6	6	1	295552		
9,6	19	64	6	6	1	295568		
12,7	19	64	6	6	1	295594		
12,7	25	70	6	6	1	295609		
16	25	70	6	6	1	295621		

Carbide burr
HF 100 B

Properties

Cylindrical burr with end-cut ■ Designation in accordance with DIN 8032: ZYAS

Advantages

The end-cut makes it suitable for blind holes and faces on inner contours



Diameter in mm	Height in mm	Total length in mm	Shaft diameter in mm	Cut	Packing unit/pcs.	Cat. number		
3	14	38	3	2	5	295476		
3	14	38	3	6	5	295483		
6,3	12,7	45	3	6	5	295507		
6	18	50	6	2	1	295522		
12,7	25	70	6	2	1	295603		

Continuation →

Continuation of HF 100 B, Carbide burr

Diameter in mm	Height in mm	Total length in mm	Shaft diameter in mm	Cut	Packing unit/pcs.	Cat. number		
6	18	50	6	3	1	295526		
9,6	19	64	6	3	1	295564		
12,7	25	70	6	3	1	295605		
6	18	50	6	6	1	295532		
8	19	64	6	6	1	295553		
9,6	19	64	6	6	1	295569		
12,7	19	64	6	6	1	295595		
12,7	25	70	6	6	1	295610		
16	25	70	6	6	1	295622		

Carbide burr

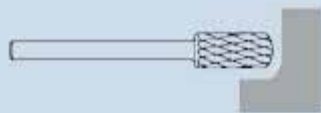

HF 100 C

Properties

Cylindrical burr with ball end ■ Designation in accordance with DIN 8032: WRC

Advantages

For universal use on surfaces, contours and radiuses



Diameter in mm	Height in mm	Total length in mm	Shaft diameter in mm	Cut	Packing unit/pcs.	Cat. number		
3	14	38	3	2	5	295649		
3	14	38	3	6	5	295654		
6,3	12,7	45	3	6	5	295673		
6	18	50	6	2	1	295686		
12,7	25	70	6	2	1	295747		
6	18	50	6	3	1	295688		
9,6	19	64	6	3	1	295725		
12,7	25	70	6	3	1	295750		
6	18	50	6	6	1	295694		
8	19	64	6	6	1	295713		
9,6	19	64	6	6	1	295727		
12,7	19	64	6	6	1	295741		
12,7	25	70	6	6	1	295753		
16	25	70	6	6	1	295763		

Carbide burr
HF 100 D


Properties

Ball-shaped burr ■ Designation in accordance with DIN 8032: KUD

Advantages

For use on contours ■ For deburring bore holes

Diameter in mm	Height in mm	Total length in mm	Shaft diameter in mm	Cut	Packing unit/pcs.	Cat. number		
3	2,5	38	3	2	5	295778		
3	2,5	38	3	6	5	295784		
4	3,4	38	3	6	5	295798		
6	4,7	50	6	2	1	295815		
12,7	11	56	6	2	1	295856		
9,6	8	54	6	3	1	300054		
12,7	11	56	6	3	1	295857		
6	4,7	50	6	6	1	295819		
8	6	52	6	6	1	295831		
9,6	8	54	6	6	1	295843		
12,7	11	56	6	6	1	295859		
16	14	59	6	6	1	295868		

Carbide burr
HF 100 E

Properties

Drop-shaped burr ■ Designation in accordance with DIN 8032: TRE

Advantages

For milling out fillet welds ■ Suitable for working on molded parts

Diameter in mm	Height in mm	Total length in mm	Shaft diameter in mm	Cut	Packing unit/pcs.	Cat. number		
8	15	60	6	6	1	295909		
9,6	16	60	6	6	1	295916		
12,7	22	67	6	6	1	295925		


Carbide burr HF 100 F

Properties

Semicircular burr ■ Designation in accordance with DIN 8032: RBF

Advantages

Well suited for working on molded parts



Diameter in mm	Height in mm	Total length in mm	Shaft diameter in mm	Cut	Packing unit/pcs.	Cat. number		
3	14	38	3	2	5	295946		
3	14	38	3	6	5	295951		
9,6	19	64	6	3	1	295985		
12,7	25	70	6	3	1	296007		
6	18	50	6	6	1	295971		
8	20	65	6	6	1	295978		
9,6	19	64	6	6	1	295987		
12,7	25	70	6	6	1	296010		
16	25	70	6	6	1	296020		

Carbide burr HF 100 G

Properties

Pointed arch-shaped burr with flattened tip ■ Designation in accordance with DIN 8032: SPG

Advantages

Ideal for chamfering ■ For deburring bore holes



Diameter in mm	Height in mm	Total length in mm	Shaft diameter in mm	Cut	Packing unit/pcs.	Cat. number		
3	14	38	3	2	5	296043		
3	14	38	3	6	5	296047		
6,3	12,7	45	3	6	5	296055		
6	18	50	6	2	1	296058		
6	18	50	6	6	1	296062		
8	19	64	6	6	1	296066		
9,6	19	64	6	6	1	296074		
12,7	19	64	6	6	1	296079		
12,7	25	70	6	6	1	296086		

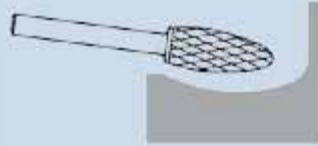

Carbide burr
HF 100 H

Properties

Flame-shaped burr ■ No designation in accordance with DIN 8032

Advantages

Well suited for working on molded parts



Diameter in mm	Height in mm	Total length in mm	Shaft diameter in mm	Cut	Packing unit/pcs.	Cat. number		
3	6	38	3	6	5	296106		
12,7	32	77	6	2	1	297076		
6	14	50	6	6	1	300046		
8	19	64	6	6	1	296193		
9,6	19	65	6	6	1	297074		
12,7	32	77	6	6	1	296194		

Carbide burr
HF 100 J

Properties

Conical burr ■ 60° angle ■ Designation in accordance with DIN 8032: KSJ

Advantages

Suitable for chamfering or beveling



All sizes and minimum purchasing quantities available on request

Carbide burr HF 100 K

Properties

Conical burr ■ 90° angle ■ Designation in accordance with DIN 8032: KSK

Advantages

For deburring bore holes ■ For chamfering or beveling



All sizes and minimum purchasing quantities available on request


Carbide burr HF 100 L

Properties

Conical round-nosed burr ■ Designation in accordance with DIN 8032: KEL

Advantages

For difficult-to-access areas



Diameter in mm	Height in mm	Total length in mm	Shaft diameter in mm	Cut	Packing unit/pcs.	Cat. number		
3	14	38	3	6	5	296199		
9,6	30	76	6	3	1	300055		
12,7	32	77	6	3	1	297470		
6	18	50	6	6	1	296200		
8	25,4	70	6	6	1	296205		
9,6	30	76	6	6	1	296201		
12,7	32	77	6	6	1	296192		

Carbide burr
HF 100 M

Properties

Pointed cone burr ■ Designation in accordance with DIN 8032: SKM

Advantages

For deburring tasks ■ For conical holes and grooves ■ Ideal for model building

Diameter in mm	Height in mm	Total length in mm	Shaft diameter in mm	Cut	Packing unit/pcs.	Cat. number		
3	11	38	3	2	5	296204		
3	11	38	3	6	5	296114		
6	20	50	6	2	1	296133		
12,7	22	71	6	2	1	296145		
6	20	50	6	6	1	296136		
8	18	64	6	6	1	300052		
9,6	16	64	6	6	1	296144		
12,7	22	71	6	6	1	296148		

Carbide burr
HF 100 N

Properties

Angular burr without end-cut ■ Designation in accordance with DIN 8032: WKN

Advantages

Suitable for difficult-to-access, inner edges or conical profiles

All sizes and minimum purchasing quantities available on request

Carbide burr

HF 100 Set



Properties

40-piece burr set, cut 6, in lockable KLINGSPOR presentation box ■ Contents: Form (B, C, F, G and L) in 4 different dimensions

Advantages

All top sellers at a glance



Size in mm	Cut	Packing unit/pcs.	Cat. number		
165 x 310 x 245	6	1	300627		

Carbide burr

HF 100 Set



Properties

5-piece burr set, cut 6, in lockable KLINGSPOR screw box ■ Content: HF 100B 12,7x25x6 (295610), HF 100C 12,7x25x6 (295753), HF 100D 12,7x11x6 (295859), HF 100E 12,7x22x6 (295925), HF 100F 12,7x25x6 (296010)

Advantages

Presentation of the top sellers ■ Practical and safe storage of the burrs



Size in mm	Cut	Packing unit/pcs.	Cat. number		
70 x 100	6	1	314620		