

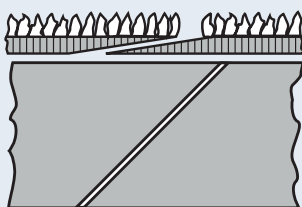
Belt joints for wide belts

KLINGSPUR supplies belts with various types of joint. The type of joint you require depends on the work involved and the machine you are using.

The following illustrations show the usual types of joint. The available types of joint are listed in the product charts on the following product pages.

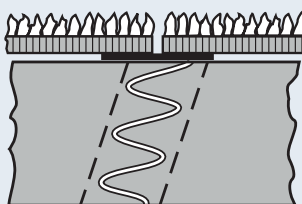
The chart alongside contains all the standard types of machines for wide belts. Please contact us if you cannot find the machine used by you on this list. We will be pleased to assist you further.

If the product you require is not in stock, we will manufacture it for you subject to a minimum order quantity.



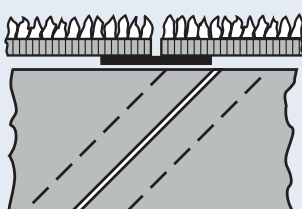
Form 1

Overlapping glued joint. Standard joint for wide belts with paper backing.



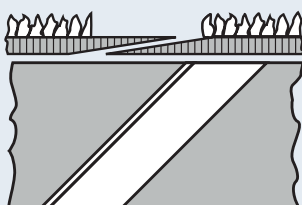
Form 3 G

Zig zag joint, with foil backing for finishing surfaces that must be of the highest quality using wide belts with cloth backing.



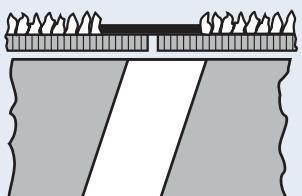
Form 4 G

Butt joint with cloth-reinforced-foil backing. Standard joint for wide belts with cloth backing. High tear resistance.




Form 5

Overlapping glued joint. Grit zone is completely ground off. For applications with flat contact elements, allows a gentle transition in the belt connection area.



Form 6 G

Butt joint with cloth-reinforced foil glued on grit side. Grit zone is completely ground off. Use in the timber products industry



Wide belt machines

Manufacturer	Type	Abrasive belt size		Manufacturer	Type	Abrasive belt size	
		Width in mm	Length in mm			Width in mm	Length in mm
Anthon	Saphir Combi 1100/1300, Saphir WS 1100/1300, Saphir WWS 1100/1300, Saphir 110/130, Saphir L, Saphir L-series	1120/1320	1900	Casadei	Libra 30 (RTC 95, TC 110, RTC 110)	970/1115	1900
	CMOWKS	900/1100/1300	2500		Libra 40, Libra 40/3 (RR110, RTC 110, RRR 110, RRTC 110, TC 135, RR 135, RTC 135, RRR 135, RRTC 135)	1115/1370	2200
Levia 95	970	1900	Libra 50 (RR 135, RTC 135, RRR 135, RRTC 135)		1370	2620	
Biesse	Levia 110	1120	2150	Libra 60 (RR135, RTC 135, RRR 135, RRTC 135)	1370	2620	
	Levia 110R	1115	2620	CMC	LEV 95 RT/RR/R+T	970	1900
	Levia 135, Levia 135R 2, Levia 135R 3	1370	2150	LEV 115 RT/RR/R+T	1180	1900	
	Levia 210, Levia 220	970	1900	A, A1, AK, AF, AKF, AW1	1180/1380	2620	
	Levia 310, Levia 320, Levia 330	1120/1370	2150	K, KA, KB, KH, KK, KP, KBA, KBH, KHV, KKA, KKH, KKP, KPH	1350/1650	2620/3250	
	Regal 135 2, Regal 135 3, Regal 520, Regal 530	1370	2620	Elite CK, C/400, CT, CC, C/CK, CK/T	1150/1350	2620	
	Regal 320, Regal 330	1120/1370	2620	S, SA, SP	1150/1350	2620	
Boere	B, Kombi, Sandomonic C, Sandomonic KC	610/810/910/1010/1110/1310	1900	S4	1380/1680	4600	
	Elite B	610/910/1100/1310	1900	SN	1380/1680	2620/3250	
	Elite B/T	610/910	1900	SH	1380	2620/3250	
	Elite B/T	1110/1310/1660	2620	SK (Serie 4)	1150	2200	
	Elite-LAC K, Elite-LAC KK	1100/1300	2620	SK (Serie 5, Serie 6)	1380	2620	
	Elite-T	610/910/1110/1310	1900	K (Serie 7)	350-1650	2620/3250	
	Elite TP	910/1110/1310	1900	K (Serie 8)	1350 - 2200	2620/3250	
	Merite C, Merite KC	1010	1900	K (Serie 9)	1650-3000	3250/4600	
	MT C, MT KS/KK, MT KKS/KKK	410/610/940	1525	Chronosand	1115/1315	2620	
	Sandrite C, Sandrite KC	1110/1310	1900	Eurosand L	1115/1370	2620	
	Select C, Select K, Select KC, Select KK, Select KS, Select KKC, Select KKK, Select KKS, Select CB, Select KSB	910/1110/1310	1900	Mastersand 110, Mastersand 135	1115/1370	2620	
	Select +plusplus	1370	2620	Polisand	1130/1330	2200/2620	
	Bütfering	AF 2, AF 3	1110/1360	2620	System 1350 RK	1370	2620
AL-E		1360	2620	System T2 1350, System T3 1350, System T5 1350, System T7 1350	1370	2620	
AWS 2, AWS 3, AWS Combi		1110/1360	1900	System BT44 1350	1370	2620	
Optimat SBC 111/113/Classic, Optimat SBC 211/312/Classic, Optimat SBC 311/313/Classic		1120/1370	1900	System BT22 2200	2220	2620	
Optimat SBC 213/QC/Classic, Optimat SBC 313/QCE/Classic, Optimat SBC 313/RQE/Classic		1370	1900/2620	System T10	1370	2620	
E-Line 111, E-Line 211, E-Line 311		1120	1900	Technosand K	1115/1370	2620	
E-Line 113, E-Line 213, E-Line 313		1370	1900	Technosand L	1115	2620	
ECO 1100, ECO 2 K, ECO 2 KC, ECO 2 KK, ECO 2 C-E, ECO 2 K-E		1120	1900	Topsand 2000	1370/1670/1920/2270	3250	
PRO 111, PRO 211		1120	1900	Unisand 2000	1370	2620	
SBO 109		970	1900	Unisand K	1115/1370	2620	
SCO 213 CC, SCO 213 CH, SCO 213 QC, SCO 213 QH		1370	2620	Linea Unisand K	1115/1370	1900	
SGO 109 K		970	1900	Explorer	670/970/1120	1900	
SGO 211 K, SGO 211 RK, SGO 211 MK, SGO 311 RKK		1120	1900	Explorer Super	670/970/1120	2200	
SKO 111 C		1120	1900	Giant	1370	2620	
SKO 113 C, SKO 213 RC, SKO 213 CC		1370	1900	Under-Top	1120	1900	
STO 111 L, STO 211 RL		1120	1900	Venus	1120/1370	2200	
STO 113 L, STO 213 RL, STO 313 RRL		1370	1900	Venus Super	1120/1370	2620	
Super 109 L, Super 209 RL		970	1900	820 (SIMPLEX, DUPLEX, KOMBI)	1400	2150	
Super 111 L, Super 211 RL		1120	1900	Economic 520 (SIMPLEX, DUPLEX)	1400	2620	
Super 113 L, Super 213 RL		1370	1900	LKKB(B)/K, LKB(B)/K, KBB/K	1400	2620/3150	
Super RRF/RRL 311/313, Super RLF 311/313, Super MRL 311/313		1120/1370	1900	EG 3 M/1400	1400	1540	
SWO 313 RRF		1370	2620	EM 5N 900	900	1540	
SWT 113 K		970	1900	EM 3N 1400, EGM 3M 1400	1400	1690	
SWT 142 RK, SWT 124 MK, SWT 124 RC, SWT 134 RCC, SWT 134 RRK		1120	1900	510, 530, 810, 830, 850	1400	2620	
SWT 315 C, SWT 325 RL, SWT 325 RC, SWT 325 RH, SWT 325 CC, SWT www 325 CH, SWT 325 QC, SWT 335 RQE, SWT 335 RQH, SWT 335 QCE, SWT 335 RRL, SWT 335 RRC		1370	2620	FW 650	670	1900	
SWT 515 C		1370	2150	FW 950 classic	970	1700	
SWT 525 CC, SWT 525 CH, SWT 525 QC, SWT 525 QH, SWT 535 RQE, SWT 535 RQH, SWT 535 QCE, SWT 535 QCH		1370	2620	FW 952	970	1900	
SWT 700		1350/1650	2620/3250	FW 1100, FW 1102	1110	1900	
SWT 900		1350/1650/2200	2620/3250	Format 4 (Felder Group)	finish 1102, finish 1302	1110/1310	2200
Vega 111, Vega 211 C-E, Vega 311		1120	2150	Giant 1350	1350	4550	
Vega 113, Vega 213 C-E, Vega 313		1370	2150	GC65, GC95, GC110	670/970/1120	2150	
Libra 1 (TC 95, RR 95, RT 95, RTC 95)		970	2200	GI 1000 RR/RRT, GI 1300 RR/RRT	1120/1370	2620	
Libra 2 (TC 110, RR 110, RT 110, RTC 110)		1120	2200	MFA 10	1400	2620/3250	
Libra 3 (110 RRT, 110 RRR, 110 RRTC)		1120	2200	EH 31.11	1120	1900	
Libra 4/2 (RR 135, RT 135, RTC 135, TCTC 135, TCT 135, TT 135)		1380	2620	EH 51.11, EH 52.11	1120	2150	
Libra 4/3 (RRR 135, RRT 135, RTCTC 135, RRTC 135, RTT 135, RTCT 135)		1380	2620	EH 51.13, 52.13	1370	2150	
Libra 6 (RT 115, RR 115, RT 135, RR 135)		1180/1380	2620	FBA 8	700/1400	2620	
Libra 10		970	1525	KSA 4	1350	3250	
				KSA 8	1650/2050/2350/2650	2620/3250	
				LSM 4-U, LSM 8	1350	2620/3250	
				LSM 6, KSM 8	1350	2620	
				LAZ 2	1400	2100	
				MFA 6, MFA 6 Impression, MFA 8, MFA Impression	1400	2150/2620	
				BBS 430 C	450	1600	
				BBS 630 C	650	1600	
				BSH 650 HP	650	1900	
				BSM 1100 RP	1100	1900	
			SPB 300R, SPB 300C, SPB 300RR, SPB 300RC	320	1900		
			SPB 400R, SPB 400C, SPB 400RR, SPB 400RC	420	1900		
			SPB 430R, SPB 430C	450	1600		

Wide belt machines

Manufacturer	Type	Abrasive belt size	
		Width in mm	Length in mm
Holzmann	SPB 630R, SPB 630C	650	1600
	SPB 630R, SPB 630 RR, SPB 630RC	650	1900/2200
	SPB 910R, SPB 910C, SPB 910RC, SPB 910RR	930	1900/2200
	RP 950B	980	1900
	RRP 650 B	680	1900
	RRP 1000B	1030	2200
Johannsen	Aerostat	1130/1330	2200
	Aerostat I 1K	1050/1130/1350	1900
	Aerostat I 2 RS	1050/1130	1900
	Aerostat II 2 RS, Aerostat II 2 RK, Aerostat 2 KS, Aerostat 2 KK	1130/1350	1900
	Compact 1K	1050	1900
	Compact 2 RS, Compact 2 RK	1050/1130	1900
	MT 2/1100	1150	1900
Kündig / Enorm	Primo, Triplex, Magiq, Topiq	1120/1350	2000
	Enorm DUO 1100	1120	1900
	Duplex	670/1120/1350/1620	2000
	Premium, Brilliant, Technic	420/670/1120/1350/1620/1920/2220	2000
OTT	Alpha, Alphatronic	1120/1380	2150
	Comet 1	1120/1380	1900
	Comet 2, Comet 3	1100/1360	1900
	Delta	1400	2150
	Deltatronic	1120/1380	2150
	Euro	1120/1380	1900
	Euro 95 WS	970	1900
	Lambda, Lambda KSE 2	1360	2620
	Megatronic	1120/1380	1900
Sanding-master / Timesavers	Omega, Omegatronic	1120/1380	2150
	RSK-O	1120	1900
	CSB-400	430	1600
	CSB-600, CSB-900, SCSB-1100, SCSB-1300	630/930/1130/1330	1900
	CSB-1600, CSB-1950	1630/1980	2620
	CSB 2-600, CSB 2-900, SCSB 2-1100, SCSB 2-1300	630/930/1130/1330	1900
	CSB 2-1050, CSB 2-1300, CSB 2-1600, CSB 2-1950	1080/1330/1630/1980	2620
	CSB 3-600, CSB 3-900, SCSB 3-1100, SCSB 3-1300	630/930/1130/1330	1900
	CSB 3-1050, CSB 3-1300, CSB 3-1600, CSB 3-1950	1080/1330/1630/1980	2620
	KCSB-U	930/1130/1330	1900
	SA 2100 W, SA 2100 C, SA 2100 K	600/900/1100/1350	1900
	SA 2200 WW, SA 2200 WS, SA 2200 WC	600/900/1100/1350	1900
	SA 2200 WK, SA 2200 WG	1100/1350	1900
	SA 2200 KG	1100	1900
	SA 2300 WWW, SA 2300 WWS	600/900/1100	1900
	SA 3100 W, SA 3100 C, SA 3100 K	900/1100/1350	1900
	SA 3200 WW, SA 3200 WS, SA 3200 WC, SA 3200 PW, SA 3200 PC, SA 3200 WK, SA 3200 WG, SA 3200 KG	900/1100/1350	1900
	SA 3300 WWW, SA 3300 WWS, SA 3300 WWC, SA 3300 PWS, SA 3300 PWC, SA 3300 WWK, SA 3300 WWG	900/1100/1350	1900
	SA 3400 WWWWW, SA 3400 WWWWS, SA 3400 WWWWC	900/1100/1350	1900
	SA 4100 W	1100/1350	2620
	SA 4200 WW, SA 4200 WS, SA 4200 PW, SA 4200 WG, SA 4200 DW	1100/1350	2620
	SA 4300 WWW, SA 4300 WWS, SA 4300 PWS, SA 4300 WWG, SA 4300 DWG, SA 4300 DKG	1100/1350	2620
	SA 4400 WWWWW, SA 4400 WWWWS, SA 4400 WWKG	1100/1350	2620
	SCSB	630/930/1130/1330	1900
	SCSB2	630/930/1130/1330	1900
	SCSB3	630/930/1130/1330	1900
	Timesavers-Grindingmaster 2000 Serie	600/900/1100/1350	1900
	Timesavers-Grindingmaster 2100 Serie	600/900/1100/1350	1900
	Timesavers-Grindingmaster 2200 Serie	900/1100	1900
	Timesavers-Grindingmaster 2200 Serie	1300	2620
	Timesavers-Grindingmaster 3100 Serie	600/900	1525
	Timesavers-Sandingmaster 3300 Serie	900/1100/1350	1900/2150/2620
	Timesavers-Grindingmaster 4100 Serie	600/900/1350	1900
	Timesavers-Grindingmaster 4200 Serie	600/900/1350	1900
	Speedsander	930	1525
	137-1HDMW	940	1525
	137-1HD60	940	1525
	137-1HPM	940	1905
	143-1HD60	1090	1525

Manufacturer	Type	Abrasive belt size	
		Width in mm	Length in mm
SCM	CL 63TS, CL 110, CL 130	640/1115/1315	2150
	Sandya CL 110M	1115	2150
	CS92, CS110, CS130	930/1115/1315	2300
	Sandya Uno (CC, CS, CCS, RR, RCS)	930	1525
	Sandya 1K, Sandya 1S	970	1525
	Sandya 3	970	1900
	Sandya 3 S, Sandya 300	970/1115	1900
	Sandya 5	1115	1900
	Sandya 5 S, Sandya 600, Sandya 7S	1115/1370	2150
	Sandya 10/2, Sandya 10/3	1115/1320	2150
	Sandya 10S, Sandya 15S, Sandya 16S	1115/1370	2620
	Sandya 20, Sandya 9S	1115/1370	2620
	Sandya 30 CS	1315	2300
	Sandya 30 CLK, Sandya 7	1115	2150
	Sandya 30 CL	1315	2150
	Sandya 30/2, Sandya 30/3	930/1115/1315	2620
	Sandya 40	1370	2620
	Sandya 50	1115/1315	1900
Sandya 60	1115	2620	
Sandya L90	915	2150	
Sandya 90 CLX4G, Sandya 30 RRT130	1315	2620	
Sandya Win	640	1525	
Tagliabue	EuroSander 1350	1350-1400	2620/3250
	EuroSander 1700	1650-1730	2620/3250
	TAG	1400	2620/3250
	TAG E	1400	2620
	TAG EU	1400	2620/3250
	TAG L	430/630/830	2620
Viet	Challenge 111/113, Challenge 211/213, Challenge 221/223, Challenge 321/323, Challenge 331/333	1130/1380	2620
	Challenge 111AK, Challenge 211A, Challenge 211AK, Challenge 221AK, Challenge 221A	1130	2200
	Challenge 221B/223B	1130/1380	2620
	Rita 3/CC, Rita 4/CC	1400	3250
	S1, S2	1130/1380	2200/2620
	S3	1130/1380/1630	2620
	S4	1380	3250
	S211, S219	1000	1900
	Valeria 1, 2, 3	1400	3250
	Weber	KSF	1120/1370/1620
KSV		1120/1370/1620/1920/2270	2620
KSL		1370/1620	2620
OFZ-K1(o), -K2(o), -K3(o)		950/1150/1400	2050/2500
OFZ KS/Q		1400	2500
Weber 600		1120/1370	1900
Weber 1000		1120/1370	2150
LCS		1100/1300	1900
LCE compact		1100/1350	1900
TT, MKS		600/1100/1350/1600	2150
MK		920/1120/1370/1620/2020	2620
KLE	1400	2620	

