



HEAVY DUTY ANCHORS - Countersunk Bolt Zinc

Code	Size	Anchor Hole Size	Anchor Length	Thread Diameter	Fastens Up To	Min Hole Depth	Head Diameter	Qty Per Box	Weight Kg Per 100	Price £ Per 100
0870C610	6 x 10	10	70	6	10	65	16.5	50	3.94	229.49
0870C625	6 x 25	10	85	6	25	65	16.5	50	4.72	236.98
0870C645	6 x 45	10	105	6	45	65	16.5	50	5.78	248.72
0870C810	8 x 10	12	80	8	10	80	20.5	50	6.82	268.06
0870C825	8 x 25	12	95	8	25	80	20.5	50	7.96	289.78
0870C850	8 x 50	12	120	8	50	80	20.5	25	9.64	310.61
0870C1010	10 x 10	15	95	10	10	95	24.5	25	12.64	361.35
0870C1025	10 x 25	15	110	10	25	95	24.5	25	14.84	381.40
0870C1050	10 x 50	15	135	10	50	95	24.5	25	18.12	414.33
0870C1220	12 x 20	18	115	12	20	105	29.5	20	22.45	589.55
0870C1240	12 x 40	18	135	12	40	105	29.5	20	26.00	648.96

Technical Information Heavy Duty Anchors - Countersunk Bolt Zinc

Hole Diameter (mm)	Thread Diameter (size)	HEX Driver Size	Embedment Depth (mm)	Fixture Clearance Hole (mm)	Min.Centre Spacing (mm)	Edge Distance (mm)	Structure Thickness (mm)	Approved Tensile Load kN	Approved Shear Load kN	Rec Tight Torque Nm
10	M6	4	60	12	150	75	100	7.6	10.1	10
12	M8	5	70	14	180	90	120	9.5	17.1	25
14	M10	6	85	17	213	107	140	14.3	20.5	55
18	M12	8	95	20	240	120	160	17.2	24.5	70

For loads for 30 N/mm² CONCRETE - non cracked C20/25.
Shear loads are for loads away from a free edge.

HEAVY DUTY ANCHORS - A4 Stainless Steel

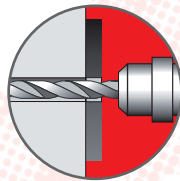
Code	Size	Anchor Hole Size	Anchor Length	Thread Diameter	Fastens Up To	Min Hole Depth	Qty Per Box	Weight Kg Per 100	Price £ Per 100
0870C540010SS	8 x 10	8	80	8	10	63	50	3.20	680.12
0870C540025SS	8 x 25	8	95	8	25	63	50	3.85	810.46
0870C560010SS	10 x 10	10	94	10	10	73	25	2.75	989.80
0870C560025SS	10 x 25	10	109	10	25	73	25	3.15	1051.54
0870C580015SS	12 x 15	12	112	12	15	93	20	4.20	1559.18
0870C580040SS	12 x 40	12	137	12	40	93	20	5.00	1731.66
0870C620025SS	16 x 25	16	150	16	25	107	10	4.75	1805.16

Technical Information Heavy Duty Anchors - Hex Bolt Zinc

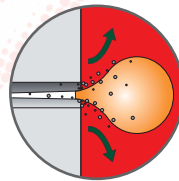
Hole Diameter (mm)	Thread Diameter (size)	Embedment Depth (mm)	Fixture Clearance Hole (mm)	Min.Centre Spacing (mm)	Edge Distance (mm)	Structure Thickness (mm)	Approved Tensile Load kN	Approved Shear Load kN	Rec Tight Torque Nm
12	M8	63	14	165	83	120	9.8	10.2	25
14	M10	73	16	195	98	140	12.6	14.5	50
18	M12	93	20	240	120	160	17.2	25.4	80

The Heavy Duty Anchor is a torque controlled anchor, suitable for concrete over 20N/mm².

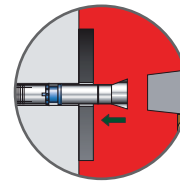
The anchor is ideally suited where reliability and security are the principle requirements in safety critical applications.



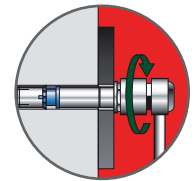
Drill your hole to the correct diameter...



...clear any debris...



...insert Heavy Duty Anchor into hole...



tighten to recommended tightening torque.