

## HEAVY DUTY ANCHORS - Hex Bolt Zinc

Code	Size	Anchor Hole Size	Anchor Length	Thread Diameter	Fastens Up To	Min Hole Depth	Qty Per Box	Weight Kg Per 100	Price £ Per 100
0870H810	8 x 10	12	87	8	10	80	50	6.60	<b>150.86</b>
0870H830	8 x 30	12	107	8	30	80	50	8.00	<b>173.12</b>
0870H850	8 x 50	12	127	8	50	80	25	10.00	<b>190.41</b>
0870H1015	10 x 15	15	108	10	15	95	25	12.80	<b>208.81</b>
0870H1025	10 x 25	15	118	10	25	95	25	14.00	<b>223.74</b>
0870H1045	10 x 45	15	138	10	45	95	25	16.00	<b>261.26</b>
0870H1210	12 x 10	18	117	12	10	105	20	20.50	<b>328.98</b>
0870H1220	12 x 20	18	127	12	20	105	20	22.00	<b>365.50</b>
0870H1240	12 x 40	18	147	12	40	105	20	25.50	<b>408.26</b>
0870H1620	16 x 20	24	152	16	20	130	10	47.00	<b>694.81</b>
0870H1650	16 x 50	24	182	16	50	130	10	55.00	<b>719.89</b>
0870H2030	20 x 30	28	192	20	30	160	10	85.00	<b>1310.00</b>
0870H2060	20 x 60	28	222	20	60	160	5	102.00	<b>1423.77</b>



Thick Steel sleeve for strength

Crush lock feature for secure fit



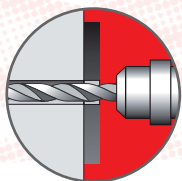
## Technical Information Heavy Duty Anchors - Hex Bolt Zinc

Thread Diameter (size)	Hole Diameter (mm)	Embedment Depth (mm)	Fixture Clearance Hole (mm)	Min Centre Spacing (mm)	Edge Distance (mm)	Structure Thickness (mm)	Approved Tensile Load kN	Approved Shear Load kN	Rec Tight Torque Nm
M8	12	70	14	180	90	120	9.5	14.0	30
M10	15	85	17	213	107	140	14.3	20.7	50
M12	18	95	20	240	120	160	17.2	34.3	80
M16	24	120	26	300	150	200	24.0	48.0	120
M20	28	150	30	375	188	250	33.5	67.1	280

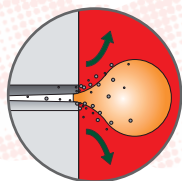
For loads for 30 N/mm<sup>2</sup> CONCRETE - Non cracked C20/25.  
Shear loads are for loads away from a free edge.

## HEAVY DUTY ANCHORS - Stud & Nut Zinc

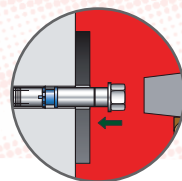
Code	Size	Anchor Hole Size	Anchor Length	Thread Diameter	Fastens Up To	Min Hole Depth	Qty Per Box	Weight Kg Per 100	Price £ Per 100
0870S810	8 x 10	12	90	8	10	70	50	3.30	<b>168.56</b>
0870S830	8 x 30	12	110	8	30	70	50	4.00	<b>192.08</b>
0870S850	8 x 50	12	130	8	50	70	25	2.50	<b>210.70</b>
0870S1015	10 x 15	15	111	10	15	85	25	3.20	<b>232.26</b>
0870S1025	10 x 25	15	121	10	25	85	25	3.50	<b>251.86</b>
0870S1045	10 x 45	15	141	10	45	85	25	4.00	<b>287.14</b>
0870S1210	12 x 10	18	122	12	10	95	20	4.10	<b>379.26</b>
0870S1220	12 x 20	18	132	12	20	95	20	4.40	<b>411.60</b>
0870S1240	12 x 40	18	152	12	40	95	20	5.10	<b>458.64</b>
0870S1270	12 x 70	18	182	12	70	95	20	6.10	<b>513.52</b>
0870S1620	16 x 20	24	157	16	20	120	10	4.70	<b>803.60</b>
0870S1650	16 x 50	24	187	16	50	120	10	5.50	<b>895.72</b>



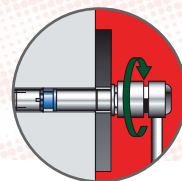
Drill your hole to the correct diameter...



...clear any debris...



...insert Heavy Duty Anchor into hole...



...tighten to recommended tightening torque.

The Heavy Duty Anchor is a torque controlled anchor, suitable for concrete over 20N/mm<sup>2</sup>.

The anchor is ideally suited where reliability and security are the principle requirements in safety critical applications.

ETA for cracked and non-cracked concrete.

Shock Approved