

# DROP IN WEDGE ANCHORS



The Drop In is a deformation controlled wedge anchor suitable for concrete over 20N/mm<sup>2</sup>.

It has an internal threaded socket for use with bolts or threaded rod of any length.

Lipped rim anchors are used to keep the anchor flush with the surface, ideal when the hole depth is much deeper as this won't effect the anchor.

## DROP IN WEDGE ANCHORS - Zinc & Yellow

Code	Thread Size	Anchor Hole Size	Anchor Length	Min Hole Depth	Internal Thread Length (mm)	Qty Per Box	Qty Per Outer	Weight Kg Per 100	Price £ Per 100
0843M49	M6	8	25	25	10	100	2000	0.68	<b>14.56</b>
0843M54	M8	10	30	30	14	100	2000	1.26	<b>17.19</b>
0843M56	M10	12	40	40	15	100	1000	2.38	<b>22.01</b>
0843M58	M12	16	50	50	20	50	500	4.67	<b>42.51</b>
0843M62	M16	20	65	65	22	25	200	10.88	<b>89.46</b>
0843M64	M20	25	80	80	30	25	150	23.00	<b>167.96</b>

## DROP IN WEDGE ANCHORS LIPPED - Zinc & Yellow

0843M54L	M8	10	30	30	100	2000	1.26	<b>24.79</b>
0843M58L	M12	16	50	50	50	500	4.67	<b>44.29</b>

## DROP IN WEDGE ANCHORS - Stainless Steel A4

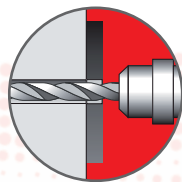
0843M49SS	M6	8	25	25	100	2000	0.70	<b>161.60</b>
0843M54SS	M8	10	30	30	100	2000	1.28	<b>183.33</b>
0843M56SS	M10	12	40	40	50	1000	2.40	<b>250.67</b>
0843M58SS	M12	16	50	50	50	500	4.70	<b>410.33</b>
0843M62SS	M16	20	65	65	25	200	11.00	<b>806.46</b>

## SETTING TOOL - For Drop in Wedge Anchors

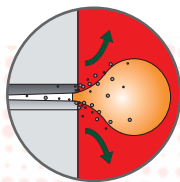
Code	Thread Size	Qty Per Box	Weight Kg Per 100	Price £ Per Item
0843M49SET	M6	1	0.8	<b>0.69</b>
0843M54SET	M8	1	0.9	<b>0.73</b>
0843M56SET	M10	1	1.3	<b>1.19</b>
0843M58SET	M12	1	3.0	<b>1.76</b>
0843M62SET	M16	1	3.7	<b>3.69</b>
0843M64SET	M20	1	5.0	<b>4.65</b>

## Technical Information Drop In Wedge Anchors

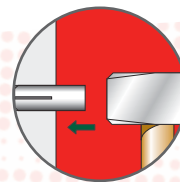
Thread Diameter (Size)	Hole Diameter (mm)	Hole Depth (mm)	Embedment Clearance Hole (mm)	Centre Spacing (mm)	Edge Distance (mm)	Rec Tensile Load kN	Rec Shear Load kN	Rec Tight Torque Nm
M6	8	25	7-8	70	95	2.4	1.9	4
M8	10	30	9-10	75	100	3.2	2.3	9
M10	12	40	11-12	100	135	4.9	2.8	17
M12	15	50	13-14	125	175	7.3	5.3	30
M16	20	65	17-18	165	230	9.8	8.4	75
M20	25	80	21-22	205	285	13.7	10.3	144



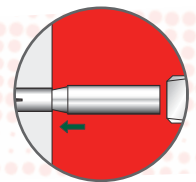
Drill your hole to the correct diameter...



...clear any debris...



...tap Wedge Anchor into hole...



...drive down plug using setting tool.