

## 07614 EP2M Surface Pump

trade level ★★

This is a powerful, surface mounted pump for a wide range of pumping applications and those not suitable for a submersible pump.

- 550w motor
- 40 metre maximum pumping head
- Ideal for general draining and pumping
- Tough cast iron housing with brass impeller
- Thermal overload protection
- Easy impeller access

**400 ltr/min**  
FLOW RATE

**45 metre**  
PUMPING HEAD



**13 AMP**  
SUPPLY

ITEM NO.	07614
Supply	230v (13amp)
Motor	550w (0.6hp)
Max. Pumping Head	40 metres
Flow Rate	40 litres/min
Outlet Diameter	25mm (1")
Cable Length	0.5 metres
Weight	6kg
Packaged Dimensions (LxWxH)	275 x 160 x 170mm
Barcode Number	5012713076147

## 03924 Trade 2" Water Pump Petrol Driven

trade level ★★

A powerful petrol driven water pump in a robust carry frame - ideal for a wide range of agricultural and industrial applications.

- Tough cast iron impeller and volute housing

- 2" suction and outlet for maximum efficiency and peak flow



Don't Forget  
**FUEL CANS**  
Page 161

**Petrol**  
Powered

**5.5 HP**  
ENGINE


**600 ltr/min**  
FLOW RATE

ITEM NO.	03924
Engine	5.5hp / 4 stroke
Max. Pumping Head	26 metre
Suction Head	8 metre
Flow Rate	600 litre/min
Outlet Diameter	50mm (2")
Weight	24kg
Packaged Dimensions (LxWxH)	506 x 421 x 421mm
Barcode Number	5012713039241

## Delivery & Suction Hoses

SIP hoses meet the demands of a wide range of commercial and domestic water pumping applications.

- Delivery Hose - high quality reinforced PVC layflat hose
- Suction Hose - vacuum sealed spiral hose for use with surface pumps



07671



07673

### Delivery Hoses

Description	Type of Hose	Length	Item No.	Barcode Number
1" Delivery Hose	Layflat	10 metres	07671	5012713076710
1 1/4" Delivery Hose	Layflat	10 metres	07615	5012713076154
1 1/2" Delivery Hose	Layflat	10 metres	07630	5012713076307
1 1/2" Delivery Hose	Layflat	100 metres	07631	5012713076314
2" Delivery Hose	Layflat	10 metres	07621	5012713076215
2" Delivery Hose	Layflat	100 metres	07622	5012713076222
3" Delivery Hose	Layflat	10 metres	07692	5012713076925
3" Delivery Hose	Layflat	100 metres	07593	5012713075935

### Suction Hoses

Description	Type of Hose	Length	Item No.	Barcode Number
1" Suction Hose	Super Strength	10 metres	07673	5012713076734
2" Suction Hose	Super Strength	10 metres	07623	5012713076239
3" Suction Hose	Super Strength	10 metres	07595	5012713075959
3" Suction Hose	Super Strength	50 metres	07313	5012713073139

# SURFACE WATER PUMPS - Diesel Powered

Water Pumps

## 04923 Trade 2" Water Pump Diesel Engine, Recoil Start

trade level ★★


- 3.5hp diesel engine
- Recoil starting
- 18 metres maximum pumping head
- 600litres/min. pumping capacity

- 8 metres maximum suction head
- Tough cast iron impeller and volute housing
- Low oil shutdown

**3.5 HP**  
ENGINE

**Diesel**  
Powered

**600 ltr/min**  
FLOW RATE



Don't Forget  
DELIVERY &  
SUCTION HOSES  
Page 177

ITEM NO.	04923
Engine	3.5hp Diesel
Max. Pumping Head	18 metre
Suction Head	8 metre
Flow Rate	600 litre/min
Outlet Diameter	51mm (2")
Weight	43kg
Packaged Dimensions (LxWxH)	525 x 475 x 545mm
Noise Level	99dB(A)
Barcode Number	5012713049233

178

## 04929 Trade 3" Water Pump Diesel Engine, Electric Start

trade level ★★

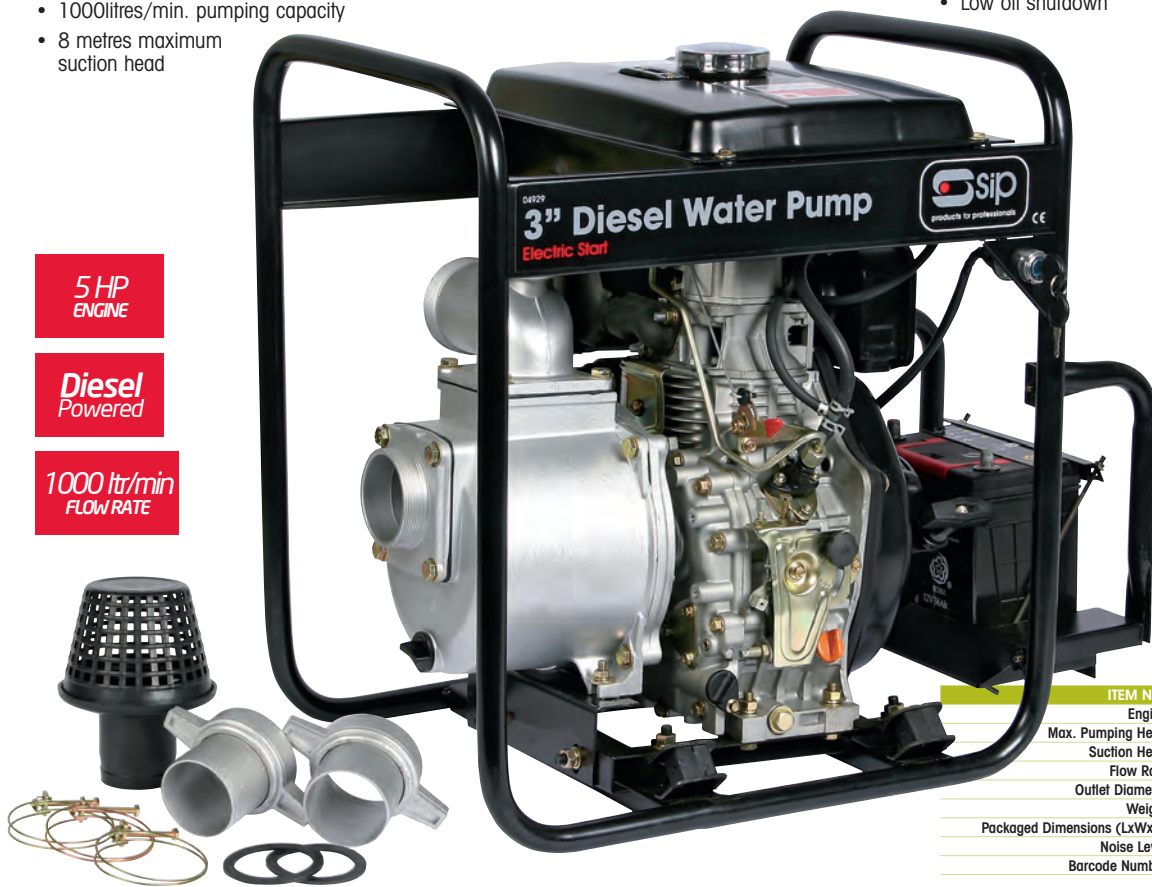
- 5hp diesel engine
- Electric starting (battery included)
- 19 metres maximum pumping head
- 1000litres/min. pumping capacity
- 8 metres maximum suction head

- 3" suction and outlet for maximum efficiency and peak flow
- Tough cast iron impeller and volute housing
- Low oil shutdown

**5 HP**  
ENGINE

**Diesel**  
Powered

**1000 ltr/min**  
FLOW RATE



**ELECTRIC**  
START

ITEM NO.	04929
Engine	5hp Diesel
Max. Pumping Head	19 metre
Suction Head	8 metre
Flow Rate	1000 litre/min
Outlet Diameter	76mm (3")
Weight	70kg
Packaged Dimensions (LxWxH)	650 x 495 x 685mm
Noise Level	101dB(A)
Barcode Number	5012713049295